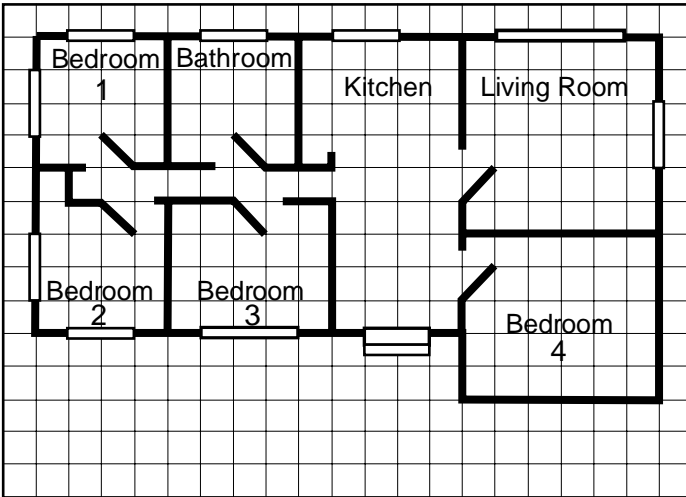
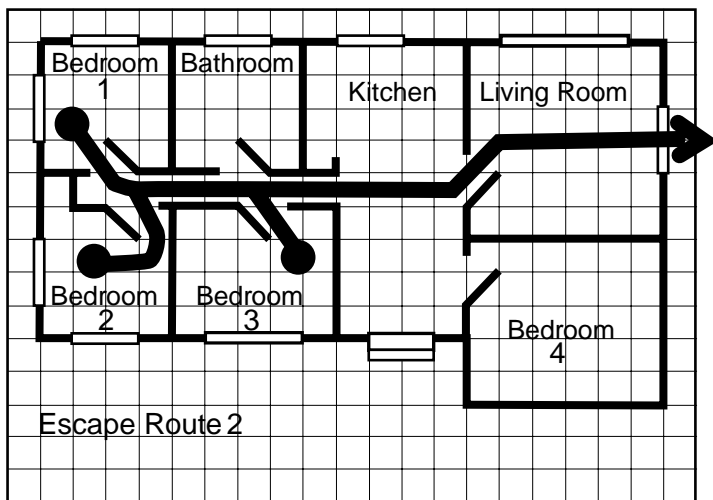


Hey Kids!

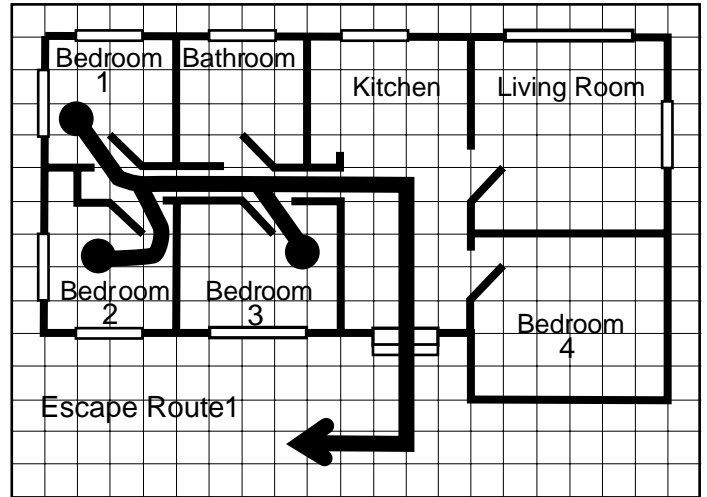
Using the blank graph paper, ask your mom or dad to help you draw a diagram like this. (Imagine you're in a plane looking down on your home.)



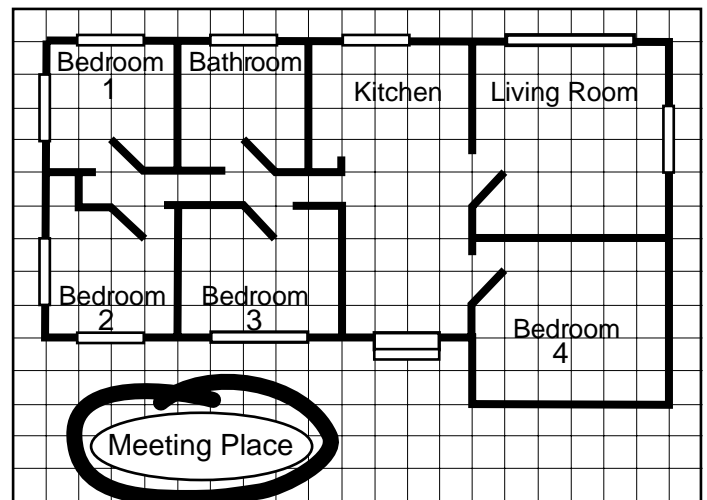
STEP 1 Be sure to mark where your bedrooms, bathroom, kitchen and exits are.



STEP 3 With a different color marker (or crayon), draw another escape route to take in case your first one is blocked by smoke or fire.



STEP 2 Now draw arrows to show which way you would go to get out in case of fire. If you live in an apartment building or high rise, never use the elevators.



STEP 4 Choose a safe meeting place a tree, or mailbox where the whole family can meet outside. Make sure your meeting place is a safe distance from the front of the building. NEVER go back inside.

Don't forget, in an emergency, call 911.

**Draw your
own fire
escape plan.**



Use this graph paper to make your own fire escape plan with your family. Once you draw your house or apartment, you can use the Fire Escape Plan stickers to show which rooms are the bedrooms, bathrooms or kitchen. Be sure to mark the windows and exits, too.

